



REPUBLIC OF NAMIBIA

---

**MINISTRY OF EDUCATION ARTS AND CULTURE**

---

**PRESS STATEMENT**

**By**

**Hon. Katrina Hanse-Himarwa, MP  
Minister**

**ON THE RELEASE OF THE 2017 GRADE 10 JUNIOR  
SECONDARY CERTIFICATE (JSC) AND GRADE 12 NAMIBIA  
SENIOR SECONDARY CERTIFICATE (NSSC) HIGHER LEVEL  
RESULTS**

**Issued: 20 December 2017**

Ladies and gentlemen, a very good morning to you all,

It is that time of the year where the Ministry of Education, Arts and Culture must give account for the fruits of hard work and investment that was put into the 2017 academic year by the learners, teachers, schools and the entire nation. As key players of the game, everyone is waiting in anticipation; the outcome after the final whistle has been blown. The Ministry of Education, Arts and Culture within its mandate to provide education to the nation, takes pride with our achievement of successful completion of yet another National External Examinations.

As the Minister of Education, Arts and Culture, I am pleased to announce that in spite of the challenges faced by the Ministry during this academic year, it has been possible to release the preliminary results before Christmas. We are grateful to the Directorate of National Examinations and Assessment and the Regional Education Directorates as well as the markers for the smooth administration of the examinations and the timely processing of the statistics that made this day possible.

The Ministry recognizes the collaborative and mindful efforts by all stakeholders in particular learners, teachers, school managers and all the Regional Education Directorates in the battle to bring about improvement in education. Therefore it is my esteemed honour and pleasure to congratulate all the candidates on their results. Let's have a closer look at the statistics.

During this academic year, fifty three thousand three hundred and thirty two (53 332) JSC candidates sat for national examinations of which forty thousand five hundred and ninety

nine (40 599) were full- time while twelve thousand seven hundred and thirty three (12 733) were part-time.

As for Senior Secondary (grade 12 candidates) seventy two thousand six hundred and nineteen (72 619) sat for their external examinations in October/November 2017. This comprises of sixteen thousand three hundred and fourteen (16 314) Higher and fifty six thousand three hundred and five (56 305) Ordinary level.

The academic year 2017 was full of challenges that required doubling of efforts, innovative thinking and bold leadership to get the job done. Against this background, allow me to extend my sincere appreciation and gratitude to all those involved at school, circuit, regional and national levels for preparing the learners for the examinations.

The Ministry of Education, Arts and Culture relies heavily on the complementary roles played by the distance education institutions both public and private; we thank you for preparing the part-time candidates.

Dear audience and media present here today, allow me to announce the results of Grade 10 full-time and part-time candidates as well as Grade 12 Higher Level that will be made public tomorrow in all the fourteen regions.

All this was made possible by the commitment and sheer dedicated efforts of the national markers, team leaders and chief markers. These professionals once again did us proud by availing themselves to the service of the nation and making sure that the scripts were marked. I applaud them for their hard work and genuine interest to complete the marking exercise on schedule.

The details of sources where and how results can be obtained are attached to this Press Release. These include the website of the Directorate National Examinations and Assessment, the website of the Ministry of Education, Arts and Culture and the website of the Republikein, the Namibian Newspaper, Informante as well as Confidante. The results may also be obtained through SMS service.

While the 2017 results for Grades 10 and 12 full-time and part-time did not change that much compared to 2016, we recorded a significant increase in number of entries, in that more full-time candidates met the admission requirement of Gr.11.

## **1. SUMMARY OF THE RESULTS FOR THE JUNIOR SECONDARY CERTIFICATE (JSC) GRADE 10 EXAMINATION RESULTS FOR FULL-TIME CANDIDATES**

- 1.1 As was the case in the previous years, the Ministry kept the minimum points at 23 and F grade as a minimum symbol in English for admission to Grade 11 in 2018.

In total 40 599 full-time candidates wrote the Grade 10 examination in 2017 of which 22 462 representing 55.3% qualified for admission to Grade 11 in 2018. This shows an increase of 1 171 (5.5%) candidates who met the Gr.11 admission requirement compared to the total of 21 291 in 2016.

Furthermore, the number of candidates qualifying for admission to Grade 11 in 2018 might increase to approximately 25 462 due to part-time candidates who build up subject credits over a couple of years and normally meet the admission requirement to Grade 11.

The Ministry traditionally ranked the regions according to their performance which from an objective perspective has been challenged by various role players. The Ministry is currently exploring different ways of presenting national rankings that will present the results in such a way that the regions can learn (best practices) from each other. However, the following conclusion can be deduced from the analysis of the performance of the different regions based on the compulsory subjects.

The ministry analyzed the results in the following compulsory subjects in order to gauge the performance of the learners per region against the national performance.

<b>Region</b>	<b>English 2<sup>nd</sup> Langu age</b>	<b>Mathe matics</b>	<b>Physical Science</b>	<b>Life Science</b>	<b>Geogra -phy</b>	<b>History</b>
//Kharas	53.9%	46.0%	39.6%	38.8%	43.5%	46.1%
Hardap	52.7%	42.8%	35.2%	36.0%	40.7%	40.2%
Khomas	52.9%	45.9%	39.3%	42.1%	43.9%	48.0%
Omaheke	47.5%	40.8%	35.0%	38.1%	41.0%	43.7%
Erongo	54.7%	47.7%	40.0%	43.0%	44.2%	47.4%
Otjozondj upa	52.5%	47.9%	41.0%	42.7%	45.4%	45.0%
Kunene	48.0%	50.3%	41.2%	44.6%	46.4%	47.4%
Omusati	45.9%	59.1%	49.0%	49.2%	49.9%	51.2%
Oshana	47.9%	57.1%	49.6%	47.2%	50.1%	49.2%
Ohangwe na	42.6%	54.9%	46.1%	45.8%	46.1%	47.9%
Oshikoto	47.7%	60.8%	52.0%	50.4%	52.1%	52.2%

Kavango West	45.5%	47.6%	47.8%	44.8%	45.8%	47.8%
Kavango East	49.2%	52.1%	45.3%	45.0%	47.6%	50.2%
Zambezi	50.3%	48.3%	43.6%	44.4%	43.8%	48.2%
<b>NATIONAL</b>	<b>48.6%</b>	<b>52.1%</b>	<b>44.6%</b>	<b>45.0%</b>	<b>46.4%</b>	<b>48.4%</b>

From the above analysis, seven regions performed below national average in English 2<sup>nd</sup> Language. In Physical Science and Life Science, eight and nine regions, respectively performed below national average. Similarly, in Geography and History 9 and 10 regions respectively performed below the national average. What we deduce from this is that the majority of regions did not perform well in most subjects.

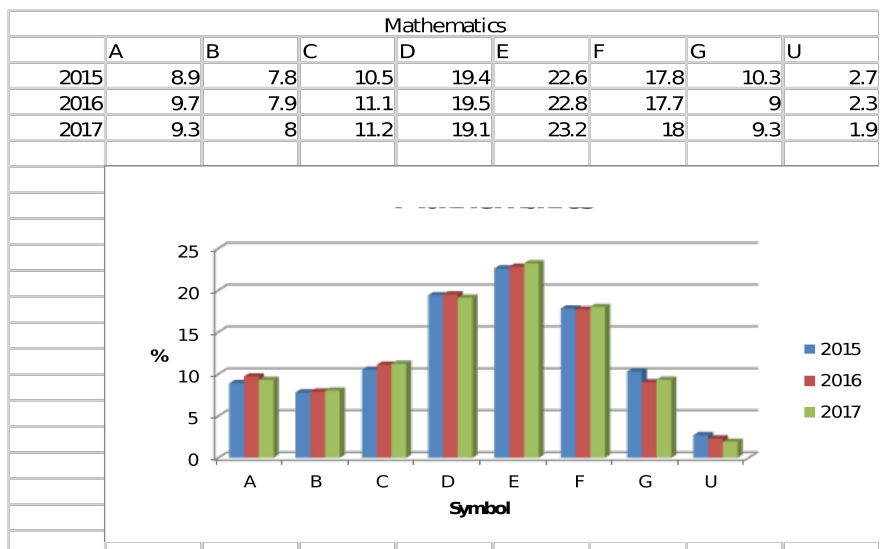
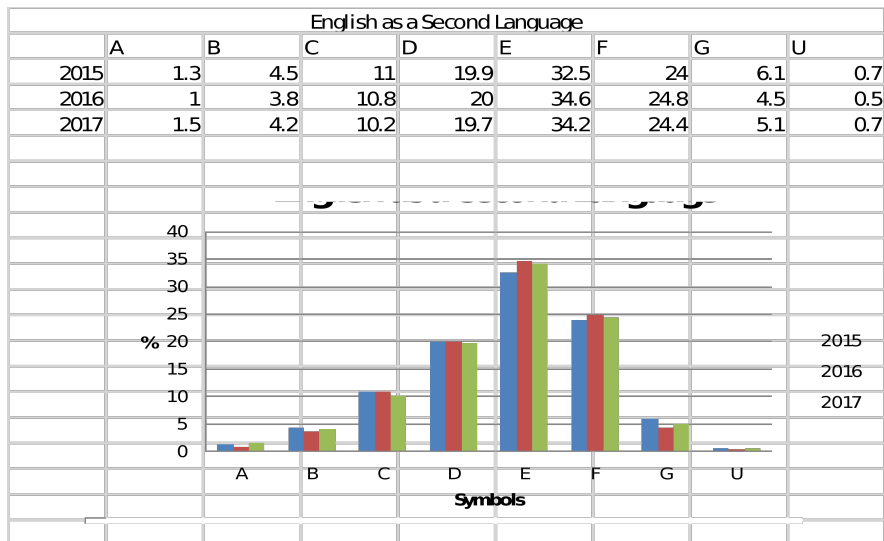
From this, we also have listed the top five regions with the highest averaged mark compared to the national average per subject as follows:

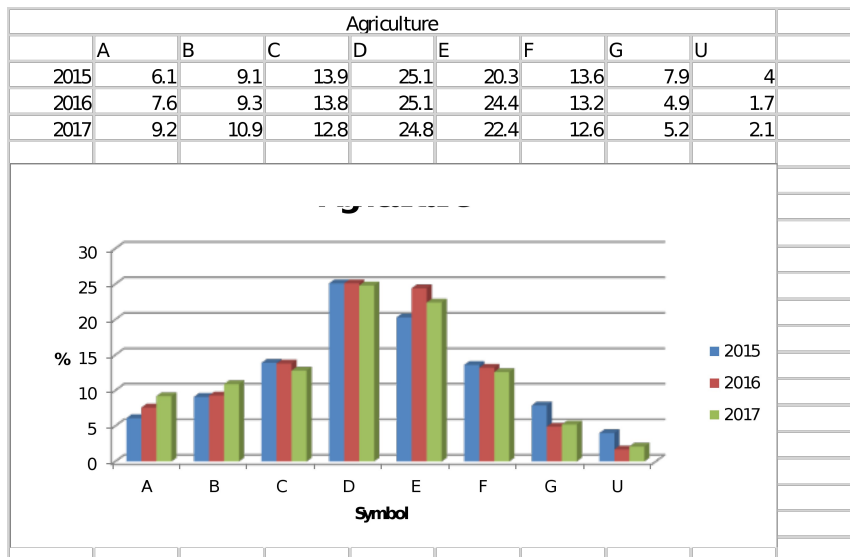
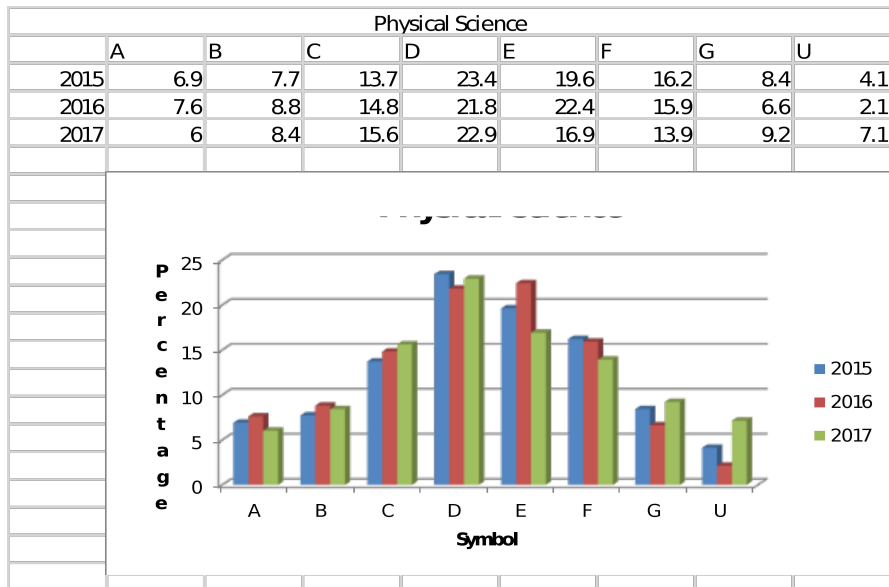
<b>Eng. 2<sup>nd</sup> language</b>	<b>Mathematics</b>	<b>Physical Science</b>	<b>Life Science</b>	<b>Geography</b>	<b>History</b>
Erongo	Oshikoto	Oshikoto	Oshikoto	Oshikoto	Oshikoto
//Karas	Omusati	Oshana	Omusati	Oshana	Omusati
Khomas	Oshana	Omusati	Oshana	Omusati	Kavango East
Hardap	Ohangwena	Kavango west	Ohangwena	Kavango East	Oshana
Otjozondjupa	Kunene	Ohangwena	Kavango East	Kunene	Zambezi

We congratulate the regions that have scored better than the national average in the selected subjects as indicated above. Each region that has obtained the average mark below the national mean

mark is urged to reflect on their performances and develop and implement action plans for improvement in 2018.

The overall performance of learners in some selected subjects in Grade 10 over the past three years (2015-2017) is also depicted graphically.





It is observed that the performance of learners in selected subjects, namely; English 2<sup>nd</sup> language, Mathematics, Physical Science and Agriculture shows a relatively steady outcome representing 35.6%, 47.6%, 52.9% and 57.7% at grades A, B, C and D respectively.

Furthermore, a gender disaggregation of the top 50 National Performers in JSC full-time candidates was done. The disaggregation revealed that thirty six (36) out of 50 top performers nationally in JSC full-time examinations are female



which constitutes 72% compared to 28% (14) male candidates. Once again girls gave a sterling performance.

When recognizing the top ten performers per region we note that there are more female candidates than male at 82 (58.6%) and 58 (41.4%), respectively. At regional level, females once again out-performed their male counterparts in the Grade 10 National Examinations, similar to 2016.

## 1.2 Analysis of learner performance per subject:

The learner performance is also analyzed per subject as follows:

1.2.1 It is encouraging to note that in the following nine (9) subjects candidates performed better with a **mean mark that is** higher than 60

- Additional Mathematics
- English First Language
- German First Language
- Otjiherero First Language
- Rukwangali First Language
- Rumanyo First Language
- Silozi First Language
- Thimbukushu First Language
- Portuguese Foreign Language

1.2.2 The Ministry registered less favourable results in the following four (4) subjects with the mean mark lower than 45, (calling for concerted strategies towards improvement)

- Accounting 44.9

- Computer Studies 43.8
- Physical Science 44.6
- Design and Technology 41.3

1.2.3 While we note the persistent poor performance in Accounting we have recorded an improvement from 20.8% (2016) to 16.0% (2017) representing 4.8% reduction in ungraded entries. This remains, however, an area of concern thus the Regional Education Directorates and all stakeholders are urged to put more efforts in improving learner performance in this subject in the coming academic year.

1.2.4 In addition, the Ministry is committed to uphold its National Policy of Inclusive Education and herewith announces that nine (9) out of forty six (46) hearing and visually impaired candidates who sat for 2017 JSC examinations were able to score 19 points and above for admission to Grade 11.

### **1.3 Provision for Grade 10 learners who did not meet the admission requirements to Grade 11**

The high number of candidates not meeting the admission requirement for Gr.11 remains a grave concern to the Ministry and I would like to encourage these candidates not to despair but to explore the following options in order to further their academic aspirations:

1.3.1 The NAMCOL remains a highly recognized and relevant institution for learners to upgrade their subject symbols. Therefore all affected learners are encouraged to register this institution and other part-time centres registered with the Ministry of Education, Arts and Culture.

1.3.2 The Vocational Training Centres through the Namibia Training Authority are also available as avenues to further their careers.

1.3.3 Candidates who are 17 years and younger will be allowed to repeat in 2018 provided there are places available at the schools. During the 2017 academic year, 3 270 candidates were allowed to repeat of which 2 246 (68.7%) qualified for admission to Grade 11 in 2018. These candidates deserve to be commended on their hard work as they have managed to capitalize on the second chance given to them. Well done to you all.

## **2. Grade 10 (JSC) Part-time candidates:**

2.1 A total of 12 044 part-time candidates were enrolled with the Namibian College of Open Learning (NAMCOL) whilst 689 part-time candidates were enrolled with various distance

education institutions registered with the Ministry of Education. In total 12 733 part-time candidates were registered for 2017 national examinations compared to 11 735 registered during 2016 academic year. This represents an increase of 998 or 8.5% candidates.

2.2 Overall when analyzing the non-cumulative percentages over the past five years, the results reflects that part-time candidates performed much better at higher grades A – B and also at F and G with a lower performance at the intermediate grades C, D and E. This means that the performance of the candidates shifted to the higher grades as well as to the lower grades. The poor performance of the candidates at the intermediate grades is due to the increase of ungraded entries of 10.9% compared to 6.8% in 2016.

2.3 Comparison of cumulative percentages since 2013 indicates that the performance of the 2017 candidates is much better at higher grades A and B, while slightly poorer at intermediate lower grades. It can therefore be construed that more of the part-time candidates might qualify for admission to the Grade 11 in 2018

#### **2.4 Comparison of performances in individual subjects (See Annexure B)**

It is noted that part-time candidates obtained a mean mark above 50 in African Languages (excluding Khoekhoegowab), Sign Language and Agriculture. Sign Language is the best performed subject with 73.5 mean mark, while Accounting is the subject with the lowest mean mark of 30.7.

In addition to the above performances, it has been observed

that over the years some part-time candidates do not write their final examinations for subject entries they have registered for as such 15.5% of the subject entries for 2017 were not written. This is worrisome, therefore important to continuously encourage these learners to remain firm in their commitment to complete their academic undertakings.

### **3. RESULTS OF THE NAMIBIA SENIOR SECONDARY CERTIFICATE (NSSC) GRADE 12 HIGHER LEVEL EXAMINATIONS FOR FULL-TIME AND PART-TIME CANDIDATES**

The Grade 12 examination is taken at two levels namely, NSSC Higher and Ordinary Levels. At this stage, we will only be releasing the examination results for NSSC Higher Level.

The finalization of the NSSC Ordinary results (full-time and part-time) is at an advanced stage and will be released early in January 2018.

A total of sixteen thousand three hundred and fourteen (16 314) from seventy two thousand six hundred and nineteen (72 619) Grade 12 candidates (full-time and part-time combined) entered for one or more NSSC Higher Level subjects.

When compared to the 2016 results, the 2017 results indicate a lower performance at Grades 1, 3 and 4 whereas a drop of 3.1% was observed at Gr.2. The graded entries reduced with 1.1% from 95.5% in 2016 to 94.4% in 2017.

The results show that 65.8% of the candidates obtained Grade 3 and better grade keeping in mind Grade 3 is a minimum requirement for admission to Universities. Thus with the combination of Higher Level and Ordinary Level subjects, a

significant number of candidates may qualify for admission to Universities. Therefore the Ministry encourages learners who have successfully completed grade 12 to seek admission for further studies in institutions of higher learning locally, regionally and internationally.

#### **4. Cambridge Assessment International Education (CAIE) Prize Awards**

In order to encourage good performance among learners, Cambridge Assessment International Education (CAIE) are making the following prizes available for excellent performances in the NSSC qualifications:

- a) A National Open Scholarship for the best overall performance in NSSC Higher Level (N\$2 000-00),
- b) Two national prizes for the best performance in six NSSC Higher Level subjects (one female and one male, N\$1 200-00 each) and,
- c) Two national prizes for the best performance in five NSSC Higher Level subjects (one male and one female N\$1 200-00 each).

The 2017 prize winners are as follows:

Female Oosthuizen: Larisa (National Open Scholarship for best overall performance on aggregate score in NSSC Higher Level) N\$2000.00, Windhoek High School (NAE25/0204)

Female Potgieter: Lauri Anne (National prize based on best performance in six NSSC Higher Level subjects) N\$1200.00, Edugate Academy (NAK17/0008)

Male Johnston: Henry (National prize based on best performance in six NSSC Higher Level subjects) N\$1200.00, St. Paul's College (NAE30/0026)

Male Fourie: David (National prize based on best performance in five NSSC Higher Level subjects) N\$1200.00, Windhoek High School (NAE25/0054)

Female: Van Der Merwe: Maryke (National prize based on best performance in five NSSC Higher Level subjects) N\$1200.00, Windhoek High School (NAE 25/0186)

It is my pleasure to congratulate all the candidates on their results and wish them a Merry Christmas and a Prosperous 2018. Our special congratulatory message goes out to the five top candidates in six and five NSSC Higher Level subjects on their excellent results. The Ministry is hereby encouraging Regional Education Directorates to expand on the offering of Higher Level subjects in most schools to pave way for the offering of these subjects at Advance Subsidiary (AS) Level to be implemented in 2021.



## **5. Procedures for the issuing of results**

The statements of Results for full-time candidates will be released through Regional Education Directorates to the schools where the examinations were written, for handing out or posting to candidates.

Regional Education Directorates will receive Broadsheets, which among other information will indicate the subject grades awarded and points scored per candidate per school, in addition to the handing out of Statements of Results to candidates by schools.

In line with existing policy, we remain amenable to the demands of our clients with regards to queries on their results.

Members of the media, we thank you very much for agreeing to share the results with the learners, parents and all stakeholders.

The staff of the Ministry of Education, Arts and Culture under my leadership is looking forward to the release of the Grade 12 Ordinary Level results next month and call on you to support us in this regards as well.

**I thank you and wish you all a Merry Christmas and a Prosperous 2018.**